

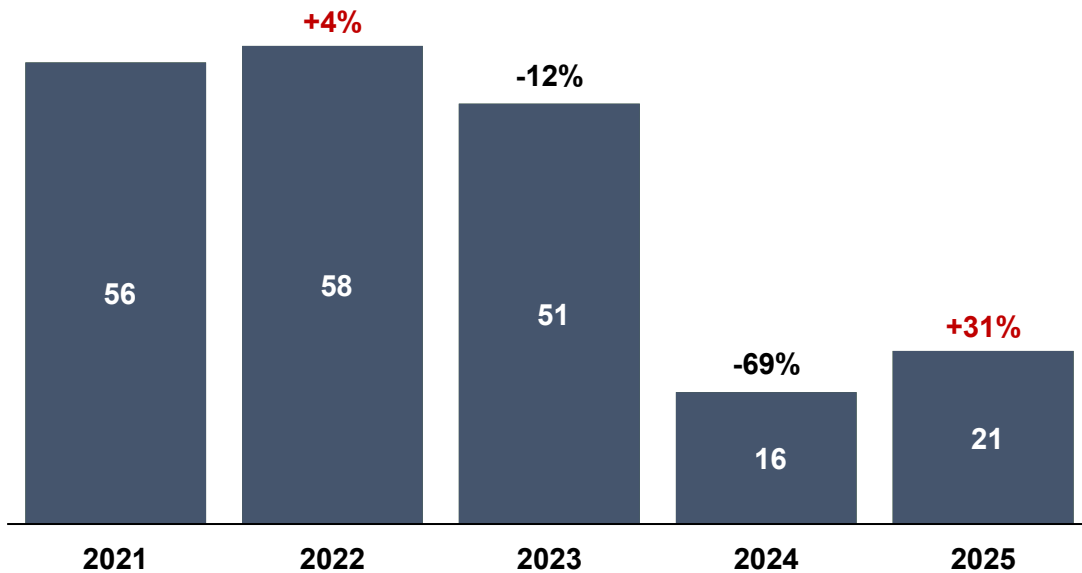
Harnett County Fentanyl-Positive Deaths: December 2025* Update

21 Fentanyl-Positive Deaths^ in Harnett County for 2025 YTD compared to **16** Jan to Dec of 2024.

^Results are based on analytical testing of specimens performed by NC OCME Toxicology. The detection of fentanyl by the laboratory may not necessarily be the ultimate cause of death as determined by the pathologist. YTD (Year to date).

Year-to-year: Fentanyl-Positive Deaths are up 31% for 2025 compared to 2024.

Percent change is total compared to last year.

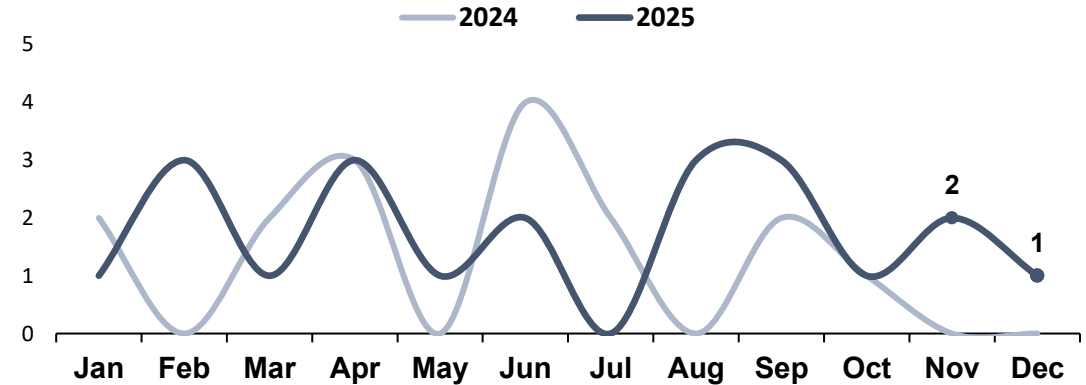


Data Source: Data Source: NC OCME Toxicology, accredited by the College of American Pathologists. The laboratory provides forensic analytical testing of specimens for all 100 counties of the statewide medical examiner system.

*2024-2025 Data are provisional and subject to change.

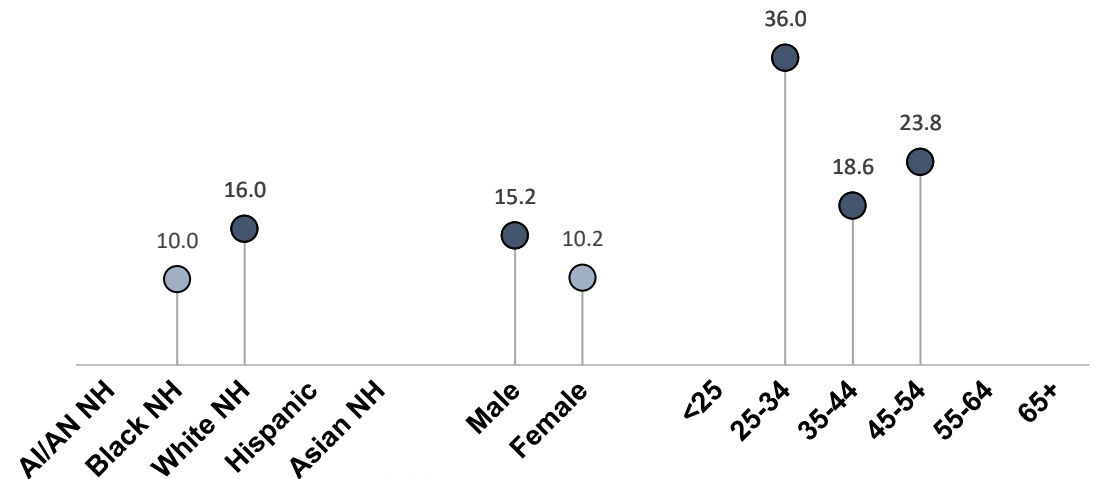
Month-to-month: From Nov '25 to Dec '25 there was 1 less visit.

Counts may fluctuate month-to-month. Please reference YTD percent change for overall trends.




Residents who are white, male, ages 25-54 had a higher rate of fentanyl-positive deaths compared to the county rate of 12.7.

Rates calculated for last 24 months, Jan '24 - Dec '25. Rate per 100,000 county residents.



Note: NH (Non-Hispanic); AI/AN (American Indian/Alaskan Native)



NC DEPARTMENT OF HEALTH AND HUMAN SERVICES
Division of Public Health
Injury and Violence Prevention Branch